

SPH Joist Hangers

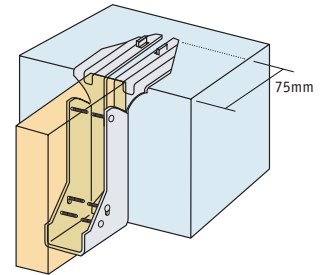


The BAT S.P.H. Joist Hanger is a single-piece timber to masonry hanger.

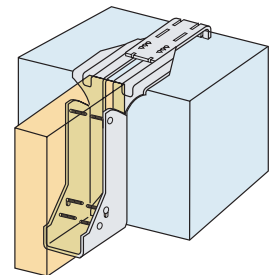
Safe Working Loads of the S.P.H. Joist Hanger used with Masonry Strength 4.0 N/mm²

Depth	Joist width						
	38mm	50mm	63mm	75mm	100mm	125mm	150mm
100mm	2.84	2.84	2.93	2.93	4.17	4.17	4.17
125mm	3.06	3.06	3.18	3.18	4.17	4.17	4.17
150mm	3.19	3.19	3.33	3.33	4.08	4.08	4.08
175mm	3.41	3.41	3.57	3.57	3.99	3.99	3.99
200mm	3.64	3.64	3.83	3.83	3.90	3.90	3.90
225mm	3.87	3.87	3.87	3.87	3.81	3.81	3.81
250mm	3.87	3.87	3.87	3.87	3.81	3.81	3.81
275mm	3.87	3.87	3.87	3.87	3.81	3.81	3.81

Safe Working Loads (kn)

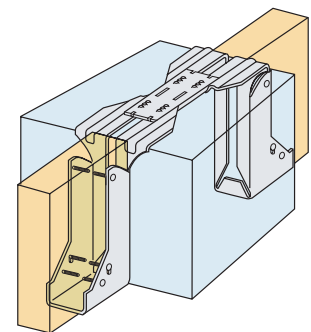


STANDARD TYPE 'S'



RETURN TYPE 'R'

('R' Type is a Standard type 'S' with Return Plate added), fixed by riveting.



STRADDLE TYPE 'ST'

How to order/Specify BAT SPH Joist Hangers

Type 'S'

Please state dimensions of joist
a) depth
b) width

Types 'R' & 'ST' (made to order)

Please state dimensions of joist
a) depth
b) width
c) top flange (to suit wall width)

Speedy Joist Hangers

Speedy Joist Hangers provide a quick and safe method of joist trimming for light and medium duty joints.



Short-Leg/
standard-Leg
Speedy

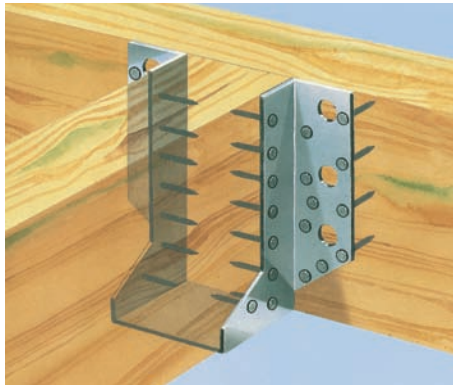


Speedy Minor



Girder Speedy

MAXI SPEEDY



The Maxi Speedys are heavy duty hangers for the support of timber to timber or timber to masonry, concrete, etc with provision for nailing or bolting.

Type	Width
Bat Maxi 240	50mm
Bat Maxi 335	50mm
Bat Maxi 380	38/50/63/75/100mm
Bat Maxi 500	50/63/75/100/122/150mm
Bat Maxi 560	50/63/100/122/150mm
Bat Maxi 620	50/63/75/100/122/150mm

All of these types and sizes are available from stock

Speedy Minor (SM)

Light duty applications. 100mm maximum joist depth to be supported.

Short Leg (SL)

Medium duty applications. 175mm maximum joist depth to be supported.

Standard Leg (ST) & Long Leg (LLS)

Medium duty applications. 225mm maximum joist depth to be supported.

Speedy Girder Truss Shoe (SGTS)

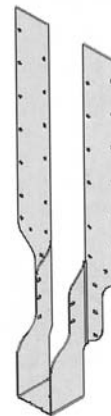

Designed to offer a safe and economical method of connecting trusses to girder units. It incorporates a specially extended bearing surface of 85mm.

Girder/Girder Speedy

For connection of girder trusses.

TYPE		JOIST WIDTH (MM)	SAFE WORKING LOAD (KN)
Speedy Minor	SM	38, 50	1.6
Speedy Short Leg	SSL	38, 45, 50	3.4
Standard Leg	SL	38, 45, 50, 63, 75, 100	4.3
Speedy Girder Truss Shoe	SGTS	38, 44, 50, 75	7.1
Kwiki Hanger Long Leg		50, 63, 75, 100, 125, 150	
Girder/Girder Speedy	GGTS	80, 105, 120, 155	See BS 5268:Pt2

KWIKI HANGER LONG-LEG



The KHL joist hanger is an extended leg version of the KH Kwiki joist hanger. It provides a quick and simple solution for the deeper timber to timber applications. Adjustable leg length accommodates various timber depths.

Typical Applications

- High load timber to timber.
- Loft conversions.
- Support deeper floor joists
- 75mm load bearing surfaces.
- Purlin connections.
- "Dropped" or "underslung" floor support.

Material

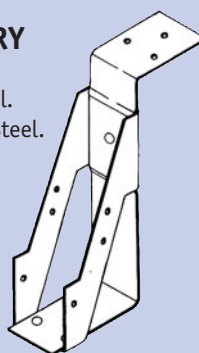
- KHL – 1.5mm galv' mild steel – G275.

Advantages over conventional timber to timber hangers

- Higher qualified load performance.
- Higher side flange – to resist rotation.
- Slotted side flange nail holes to assist fixing.
- Increased hole centres spread load over greater area.
- Two nailing options – maximum & minimum (standard fixing detail).
- Only one size of nail required – 3.75 x 30mm square twist.

WELDED MASONRY JOIST HANGER

2.5mm Galvanised Steel.
Available in Stainless Steel.




Straps


BAT straps are manufactured in two types. The M305 to provide horizontal restraint and Standard to provide vertical restraint against wind pressure and uplift forces.

Nominal dimensions
 M305 27.5 x 5 mm
 Standard 27.5 x 2.5 mm

Hole diameters are 6mm and they are holed at 12.5mm grouped in threes, diagonally across the strap.



Floor level straps M305 notched into parallel joists. Note: Gaps between masonry and adjacent joists must be packed.



Fixing to wall plate and wall with one bend.



Floor level straps M305. 150 x 650mm long once bent and once twisted fixed to perpendicular joists.

Note: Turn down of the strap must be in contact with the masonry.

Installation Requirements

The installation of restraint straps must comply with the current Building Regulations, British Standards BS 5628: Part 1 and Part 3 and BS 8103: Part 1, as well as NHBC recommendations.

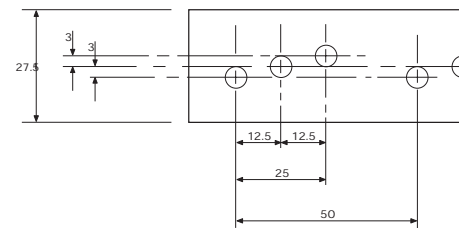
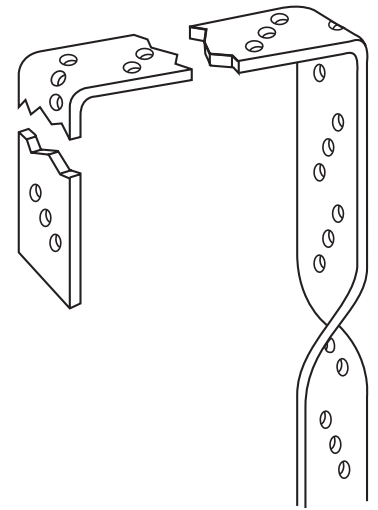
When straps are being fixed across joists or trussed rafters which are parallel with the wall, and where there is a gap between the wall and the first joist or truss, the gap must be packed. Noggins must be provided between each joist or truss.

Fixing for M305 and standard straps: use either No 12 x 50mm wood screws or 4.00 dia x 75mm corrosion resistant nails.

For stainless steel straps, stainless steel fixings must be used.

Ordering

When ordering quote the overall length and distance of bend/twist from END of strap eg. overall length, bent at 100mm, bent at 250mm, twisted at 400mm.



HEAVY DUTY RESTRAINT STRAPS


Size L x W x T	Straight	Bend mm				Twist mm
		50	75	100	150	100
200MM 30X5	✓					
300MM 30X5	✓					
400MM 30X5	✓					
500MM 30X5	✓					
600MM 30X5	✓			✓	✓	✓
700MM 30X5	✓			✓		
800MM 30X5	✓			✓	✓	
900MM 30X5	✓			✓	✓	
1000MM 30X5	✓			✓	✓	✓
1100MM 30X5	✓			✓	✓	
1200MM 30X5	✓			✓	✓	✓
1300MM 30X5	✓			✓	✓	
1400MM 30X5	✓			✓	✓	
1500MM 30X5	✓			✓	✓	
1600MM 30X5	✓			✓	✓	
1700MM 30X5	✓			✓	✓	
1800MM 30X5	✓			✓	✓	
2000MM 30X5	✓					
2400MM 30X5	✓					
3000MM 30X5	✓					

LIGHT DUTY RESTRAINT STRAPS

200MM 30X2.5	✓					
300MM 30X2.5	✓		✓	✓		
400MM 30X2.5	✓					
500MM 30X2.5	✓	✓				
600MM 30X2.5	✓			✓		✓
700MM 30X2.5	✓					
800MM 30X2.5	✓			✓		
900MM 30X2.5	✓			✓		
1000MM 30X2.5	✓			✓		✓
1100MM 30X2.5	✓			✓		
1200MM 30X2.5	✓			✓		
1500MM 30X2.5	✓					
2000MM 30X2.5	✓					
3000MM 30X2.5	✓					

All available from stock.

Roof Metalwork



FRAMING ANCHORS

BAT Multi-grip Framing Anchors offer the most effective and economical method of providing strong, mechanical joints for framing of timbers.



AL



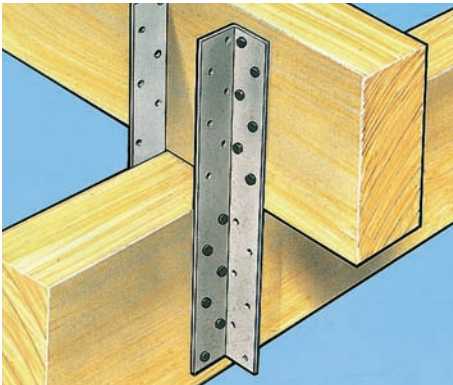
BL



C


HERRINGBONE JOIST STRUTS

Herringbone Joist Struts provide stability to floor joists. Expamet Herringbone Joist Struts significantly reduce labour content in fixing strutting on site.



ANGLE PLATE

BAT Angle plates are used as a safe and economical method of connecting joists to purlins.



ANGLE BRACKET

Light Duty

60mm x 40mm x 60mm
12 holes @ 4.5mm 100no. per box

Heavy Duty

87mm x 87mm x 59mm
16 holes @ 4mm 50no. per box


90mm x 150mm x 63mm
20 holes @ 4mm 50no. per box

150mm x 150mm x 63mm
20 holes @ 4mm 40no. per box



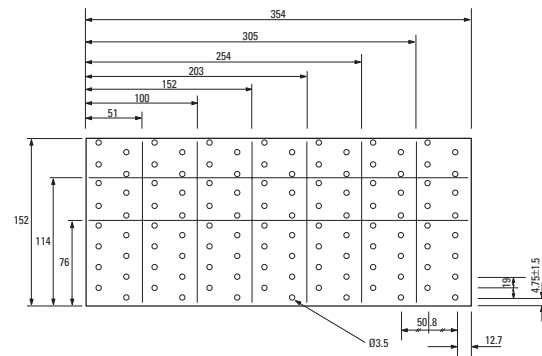
TRUSS CLIP

The Bat Truss Clip eliminates the disadvantages of skew nailing trussed rafters to timber wall plates; damaged connector plates; split rafters or wall plates.



TOOTH PLATE (ROUND)

Manufactured in 3 sizes: 50, 63 and 75 diameter. 200, 150 and 100 per box respectively. Available in both single and double sided, eg. ref. TCSS; TCDS etc. Suitable for M12 bolt.




BAT-U-NAIL PLATE

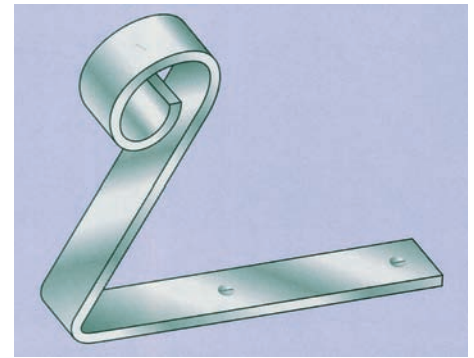
BAT-U-Nail is a plate system which enables timber structures to be made on site or in the builder's workshop, since it is nailed by hand.

Roof Metalwork

SPLICE PLATES



SCROLLED HIP IRONS




ARRIS RAIL BRACKET

Eliminates the need to cut fence posts on new fences. Manufactured from 1mm galvanised steel to BE EN 10142 - Fe Po2 G Z275.



SOLE PLATE ANGLES





BAT SAFEPLATE

For protection of plumbing and electrical wiring against random nailing into studs.

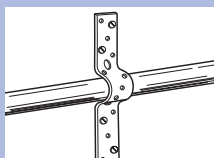
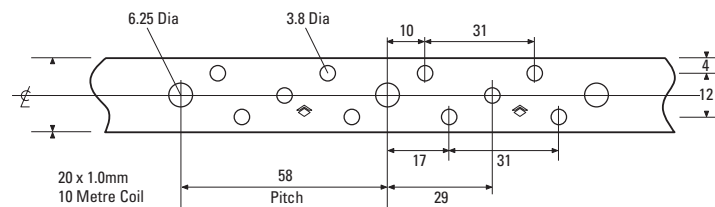


JUNCTION CLIP

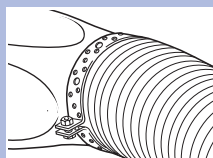


MULTI-PURPOSE FIXING BAND

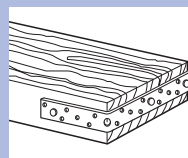
Expamet Fixing Band is an easy-to-use coil strip designed for all types of light fixing applications



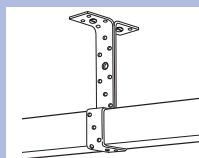
Pipe fixing, general support & duct work




Clamping, bracing & restraining



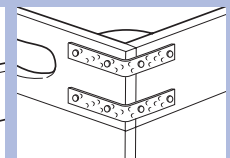
Timber repair... fencing, garden sheds etc.



Pipe fixing, general support & duct work



Clamping, bracing & restraining



Timber repair... fencing, garden sheds etc.